

SXPJ LED

Explosionproof LED area lighting

RIG-A-LITE™
An Avail Infrastructure Solutions Company



Classifications

- Class I, Division 1, Group C & D
- Class II, Division 1, Groups E, F & G
- Class III
- Class I, Zone 1, Groups IIA & IIB
- Factory Sealed
- Paint Spray Booth (up to 40° C)
- NEMA 4X
- IP66
- UL 844 Hazardous Locations
- UL 1598A Marine Outside Type
- UL 1598 Wet Locations
- UL 8750 LED Safety
- CUL
- Tested to LM79 & LM80
- Build America, Buy America Act (BABA) Compliant
- Buy American Act (BAA) Compliant

IECEX

- Ex db IIB T6 Gb
- Ex tb IIIC T76°C Db
- -20°C ≤ Ta ≤ 55°C, IP66
- Certificate: IECEX ETL 17.0022X

ATEX

- Ex II 2 G D
- Ex db IIB T6 Gb
- Ex tb IIIC T76°C Db
- -20°C ≤ Ta ≤ 55°C, IP66
- Certificate: DEMKO 17 ATEX 1698X



availinfra.com/rig-a-lite

8500 Hansen Road,
Houston, TX 77075
(713) 943-0340

SXPJ LED

Explosionproof LED area lighting

Key Features

- 1 Single-pin quick disconnect mount with double acme thread
- 2 Component access via single set screw
- 3 Field replaceable LED circuit boards and drivers with quick disconnects
- 4 Wireless electromechanical terminal block



Additional Features

- Standard, angle and high-bay reflector options
- Pendant, ceiling, wall, stanchion, and trunnion mounting options
- Optional stainless steel guard
- Standard surge protection: 10kV
- 5-year warranty

Standard Materials

Body:

Body: A360 aluminum (less than .4% copper content) with baked-on gray epoxy finish

Gaskets:

One-Piece Silicone

Lens:

Borosilicate Glass

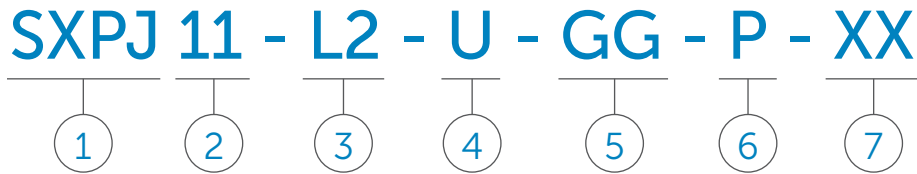
Hardware:

Stainless Steel

SXPJ LED

Explosionproof LED area lighting

Catalog Number Logic



1

BASIC LUMINAIRE

SXPJ = N. American Standards
EXSXPJ = IEC, ATEX Standards

2

LAMP CURRENT/LAMP WATTAGE

06 = 50 Watt
09 = 70 Watt
11 = 96 Watt

3

LAMP TYPE

L2 = LED

4

BALLAST VOLTAGE

U = 120 thru 277V 50/60HZ

5

GLOBE & GUARD

GG = Globe and Guard
G = Globe only

6

MOUNTING STYLE

P = 3/4" Pendant Mount
P1 = 1" Pendant Mount
C = 3/4" Ceiling Mount
C1 = 1" Ceiling Mount
W = 3/4" Wall Mount
W1 = 1" Wall Mount
S = 1-1/4" Stanchion Mount⁴
S1 = 1-1/2" Stanchion Mount⁴
T = Trunnion Mount^{4,5}

7

OPTIONS¹

FB1 = Single Fuse Block^{2,3}
FB2 = Double Fuse Block^{2,3}
EB = Eye Bolt

¹ Consult factory for pricing.

² Not available with universal driver unless incoming voltage is specified. When installed, one fuse block is provided for 120 & 277V and two fuse blocks are provided for 208 & 240V. Fuse not included.

³ Fuse option not available for marine listed fixtures.

⁴ Not paint spray booth approved

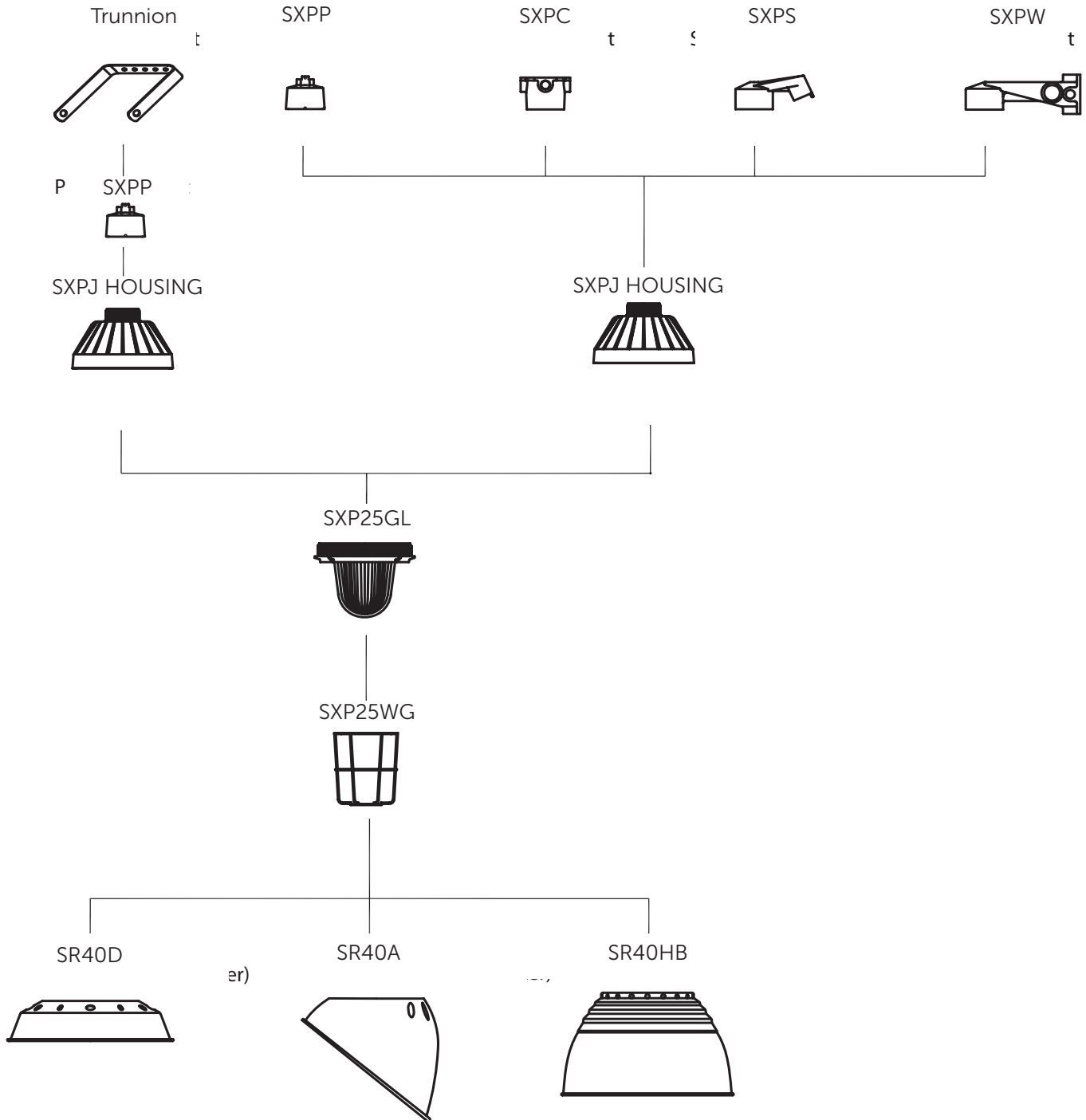
⁵ Not listed for Class II, Division 1

Catalog logic is for explaining catalog number structure only. Not all combinations are possible; consult factory for catalog numbers not listed in charts.

SXPJ LED

Explosionproof LED area lighting






Configurations



SXPJ LED

Explosionproof LED area lighting

Mounting Styles

Mounting Style	Lamp Watts	Conduit Size (in.)	Catalog Number 120-277V 50/60HZ	Shipping Weight (L lbs)
PENDANT 	50	3/4	SXPJ06-L2-U-GG-P	41.6
	50	1	SXPJ06-L2-U-GG-P1	41.6
	70	3/4	SXPJ09-L2-U-GG-P	41.6
	70	1	SXPJ09-L2-U-GG-P1	41.6
	96	3/4	SXPJ11-L2-U-GG-P	41.6
	96	1	SXPJ11-L2-U-GG-P1	41.6
CEILING 	50	3/4	SXPJ06-L2-U-GG-C	43.6
	50	1	SXPJ06-L2-U-GG-C1	43.6
	70	3/4	SXPJ09-L2-U-GG-C	43.6
	70	1	SXPJ09-L2-U-GG-C1	43.6
	96	3/4	SXPJ11-L2-U-GG-C	43.6
	96	1	SXPJ11-L2-U-GG-C1	43.6
WALL 	50	3/4	SXPJ06-L2-U-GG-W	45.7
	50	1	SXPJ06-L2-U-GG-W1	45.7
	70	3/4	SXPJ09-L2-U-GG-W	45.7
	70	1	SXPJ09-L2-U-GG-W1	45.7
	96	3/4	SXPJ11-L2-U-GG-W	45.7
	96	1	SXPJ11-L2-U-GG-W1	45.7
STANCHION 	50	1-1/4	SXPJ06-L2-U-GG-S	42.7
	50	1-1/2	SXPJ06-L2-U-GG-S1	42.7
	70	1-1/4	SXPJ09-L2-U-GG-S	42.7
	70	1-1/2	SXPJ09-L2-U-GG-S1	42.7
	96	1-1/4	SXPJ11-L2-U-GG-S	42.7
	96	1-1/2	SXPJ11-L2-U-GG-S1	42.7
TRUNNION 	50	3/4	SXPJ06-L2-U-GG-T	43.6
	70	3/4	SXPJ09-L2-U-GG-T	43.6
	96	3/4	SXPJ11-L2-U-GG-T	43.6

SXPJ LED

Explosionproof LED area lighting

SXPJ06L2UGXX Certification Guide

Model	Mount	Wattage	Operating Voltage	Total Lumens	Lumens per Watt	CRI	CCT	Ambient Temperature	Class I, Div. 2, Group A, B, C & D	Class II, Div. 1, Group E, F & G Class III	Simultaneous Presence	ATEX/IECEx Listed	Supply Wire Suitable Temperature, °C	Hub Size	Shipping* Weight (lbs.)
SXPJ06L2UGP	Pendant	50W	120V - 277V 50/60 Hz	5138	104	73	4896	-20°C < Tamb < 55°C	T6	T6	T6	No	90°C	3/4 in. NPT	41.6
SXPJ06L2UGP1														1 in. NPT	
SXPJ06L2UGC	Ceiling	50W	120V - 277V 50/60 Hz	5138	104	73	4896	-20°C < Tamb < 55°C	T6	T6	T6	No	90°C	3/4 in. NPT	43.5
SXPJ06L2UGC1														1 in. NPT	
SXPJ06L2UGW	Wall	50W	120V - 277V 50/60 Hz	5138	104	73	4896	-20°C < Tamb < 55°C	T6	T6	T6	No	90°C	3/4 in. NPT	45.7
SXPJ06L2UGW1														1 in. NPT	
SXPJ06L2UGS	Stanchion	50W	120V - 277V 50/60 Hz	5138	104	73	4896	-20°C < Tamb < 55°C	T6	T6	T6	No	90°C	1-1/4 in. NPT	42.7
SXPJ06L2UGS1														1-1/2 in. NPT	
SXPJ07L2UGT	Trunnion	50W	120V - 277V 50/60 Hz	5138	104	73	4896	-20°C < Tamb < 55°C	T6	T6	T6	No	90°C	3/4 in. NPT	43.6
EXSXPJ06L2UGP1	Pendant	50W	120V - 277V 50/60 Hz	5138	104	73	4896	-20°C < Tamb < 55°C	—	—	—	Yes	90°C	1 in. NPT	41.6
EXSXPJ06L2UGC1	Ceiling	50W	120V - 277V 50/60 Hz	5138	104	73	4896	-20°C < Tamb < 55°C	—	—	—	Yes	90°C	1 in. NPT	43.5
EXSXPJ06L2UGW1	Wall	50W	120V - 277V 50/60 Hz	5138	104	73	4896	-20°C < Tamb < 55°C	—	—	—	Yes	90°C	1 in. NPT	45.7
EXSXPJ06UGS1	Stanchion	50W	120V - 277V 50/60 Hz	5138	104	73	4896	-20°C < Tamb < 55°C	—	—	—	Yes	90°C	1-1/2 in. NPT	42.7
EXSXPJ06L2UGT	Trunnion	50W	120V - 277V 50/60 Hz	5138	104	73	4896	-20°C < Tamb < 55°C	—	—	—	Yes	90°C	1 in. NPT	43.6

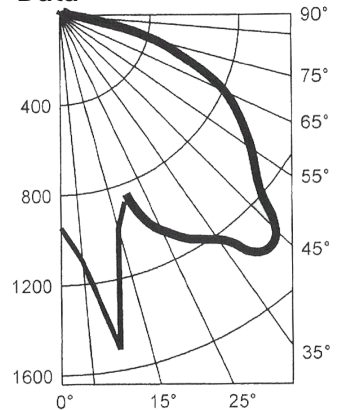
Coefficients of Utilization

% Effective Ceiling Cavity Reflectance rcc	80				70				50				30				10				0
	70	50	30	10	70	50	30	10	50	30	10	50	30	10	50	30	10	50	30	10	0
% Wall Reflectance rw	70	50	30	10	70	50	30	10	50	30	10	50	30	10	50	30	10	50	30	10	0
Room Cavity Ratio RCR	Effective Floor Cavity Reflectance 20%																				
0	118	118	118	118	115	115	115	115	109	109	109	104	104	104	99	99	99	99	99	99	97
1	107	101	97	92	104	99	95	91	94	90	87	90	87	84	85	83	81	81	79	79	79
2	96	87	79	73	93	85	78	72	81	75	70	77	72	68	73	69	66	66	63	63	63
3	87	75	66	59	84	73	65	58	70	63	57	66	60	55	63	58	54	54	51	51	51
4	78	65	56	49	76	64	55	48	61	53	47	58	51	46	56	50	45	45	43	43	43
5	72	58	48	41	69	56	47	40	54	46	40	51	44	39	49	43	38	38	36	36	36
6	66	51	42	35	63	50	41	34	48	40	34	46	39	33	44	38	33	33	30	30	30
7	60	46	37	30	58	45	36	30	43	35	29	41	34	29	40	33	28	28	26	26	26
8	56	42	32	26	54	41	32	26	39	31	26	38	30	25	36	30	25	25	23	23	23
9	52	38	29	23	50	37	29	23	36	28	23	34	27	22	33	27	22	22	20	20	20
10	49	35	26	21	47	34	26	21	33	25	20	32	25	20	30	24	20	20	18	18	18

Candlepower Distribution

Deg.	Norm
0	944
5	100
10	1507
15	985
20	845
25	1057
30	1151
35	1219
40	1378
45	1355
50	1144
55	1038
60	929
65	809
70	623
75	439
80	221
85	99
90	49
95	29
100	26
105	26
110	26
115	25
120	24
125	24
130	23
135	21
140	20
145	19
150	19
155	19
160	17
165	17
170	16
175	16
180	0

Photometric Data



SXPJ LED

Explosionproof LED area lighting

SXPJ09L2UGXX Certification Guide

Model	Mount	Wattage	Operating Voltage	Total Lumens	Lumens per Watt	CRI	CCT	Ambient Temperature	Class I, Div. 2, Group A, B, C & D	Class II, Div. 1, Group E, F & G Class III	Simultaneous Presence	ATEX/IECEx Listed	Supply Wire Suitable Temperature, °C	Hub Size	Shipping* Weight (lbs.)
SXPJ09L2UGP	Pendant	70W	120V - 277V 50/60 Hz	6313	97	72	4800	-20°C < Tamb < 55°C	T6	T6	T6	No	90°C	3/4 in. NPT	41.6
SXPJ09L2UGP1														1 in. NPT	
SXPJ09L2UGC	Ceiling	70W	120V - 277V 50/60 Hz	6313	97	72	4800	-20°C < Tamb < 55°C	T6	T6	T6	No	90°C	3/4 in. NPT	43.5
SXPJ09L2UGC1														1 in. NPT	
SXPJ09L2UGW	Wall	70W	120V - 277V 50/60 Hz	6313	97	72	4800	-20°C < Tamb < 55°C	T6	T6	T6	No	90°C	3/4 in. NPT	45.7
SXPJ09L2UGW1														1 in. NPT	
SXPJ09L2UGS	Stanchion	70W	120V - 277V 50/60 Hz	6313	97	72	4800	-20°C < Tamb < 55°C	T6	T6	T6	No	90°C	1-1/4 in. NPT	42.7
SXPJ09L2UGS1														1-1/2 in. NPT	
SXPJ09L2UGT	Trunnion	70W	120V - 277V 50/60 Hz	6313	97	72	4800	-20°C < Tamb < 55°C	T6	T6	T6	No	90°C	3/4 in. NPT	43.6
EXSXPJ09L2UGP1	Pendant	70W	120V - 277V 50/60 Hz	6313	97	72	4800	-20°C < Tamb < 55°C	—	—	—	Yes	90°C	1 in. NPT	41.6
EXSXPJ09L2UGC1	Ceiling	70W	120V - 277V 50/60 Hz	6313	97	72	4800	-20°C < Tamb < 55°C	—	—	—	Yes	90°C	1 in. NPT	43.5
EXSXPJ09L2UGW1	Wall	70W	120V - 277V 50/60 Hz	6313	97	72	4800	-20°C < Tamb < 55°C	—	—	—	Yes	90°C	1 in. NPT	45.7
EXSXPJ09L2UGS1	Stanchion	70W	120V - 277V 50/60 Hz	6313	97	72	4800	-20°C < Tamb < 55°C	—	—	—	Yes	90°C	1-1/2 in. NPT	42.7
EXSXPJ09L2UGT	Trunnion	70W	120V - 277V 50/60 Hz	6313	97	72	4800	-20°C < Tamb < 55°C	—	—	—	Yes	90°C	1 in. NPT	43.6

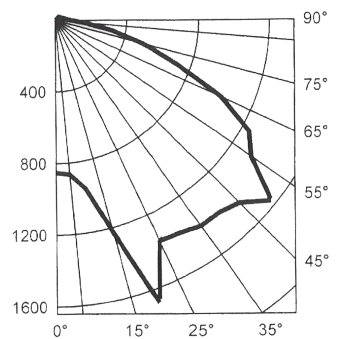
Coefficients of Utilization

% Effective Ceiling Cavity Reflectance rcc	80				70				50				30				10				0
	70	50	30	10	70	50	30	10	70	50	30	10	70	50	30	10	70	50	30	10	0
% Wall Reflectance rw	70	50	30	10	70	50	30	10	70	50	30	10	70	50	30	10	70	50	30	10	0
Room Cavity Ratio RCR	Effective Floor Cavity Reflectance 20%																				
0	118	118	118	118	115	115	115	115	109	109	109	109	104	104	104	104	99	99	99	99	97
1	106	101	96	92	103	98	94	90	93	90	86	86	89	86	83	85	82	80	80	80	78
2	95	86	79	72	92	84	76	71	80	74	69	76	71	67	72	68	65	65	62	62	62
3	86	74	65	58	83	72	65	57	69	62	56	65	59	54	62	57	53	53	50	50	50
4	78	65	55	48	75	63	55	47	60	52	46	57	50	45	55	49	44	44	41	41	41
5	71	57	47	42	68	55	47	39	53	45	39	50	43	38	48	42	37	35	35	35	35
6	65	50	41	34	63	49	41	34	47	39	33	45	38	32	43	37	32	29	29	29	29
7	60	45	36	29	58	44	36	29	42	34	28	40	33	28	39	32	27	25	25	25	25
8	55	41	32	25	53	40	32	25	38	30	25	37	30	24	35	29	24	22	22	22	22
9	51	37	28	22	50	36	28	22	35	27	22	33	27	22	32	26	21	19	19	19	19
10	48	34	25	20	46	33	26	20	32	25	19	31	24	19	30	23	19	17	17	17	17

Candlepower Distribution

Deg.	Norm
0	852
5	864
10	955
15	1228
20	1679
25	1361
30	1374
35	1405
40	1406
45	1445
50	1571
55	1332
60	1246
65	1015
70	722
75	505
80	317
85	168
90	87
95	51
100	41
105	38
110	37
115	36
120	34
125	32
130	30
135	27
140	25
145	23
150	22
155	21
160	20
165	20
170	20
175	0
180	0





Photometric Data








SXPJ LED

Explosionproof LED area lighting

Components and Accessories

Outlet Boxes	Description	Hub Size (in.)	Catalog Number	Shipping Weight (lbs.)
	Pendant	3/4	SXPP	2.15
		1	SXPP1	2.15
	Ceiling	3/4	SXPC	4.0
		1	SXPC1	4.0
	Wall	3/4	SXPW	6.20
		1	SXPW1	6.20
	Stanchion	1-1/4	SXPS	3.20
		1-1/2	SXPS1	3.20

Globes and Guards	Description	Catalog Number	Shipping Weight (lbs.)
	Prismatic Glass Globe Assembly for 70-150W HPS, 175-250W MH & LED	SXP25GL	6.50
	Stainless Steel Wire Guard for 70-150W HPS, 175-250W MH & LED	SXP25WG	1.50

Reflectors	Description	Catalog Number	Shipping Weight (lbs.)
	Standard Dome Reflector Fiberglass Filled Polymeric	SR40D	3.00
	30° Angle Reflector Fiberglass Filled Polymeric	SR40A	4.50
	High Bay Aluminum Reflector with Baked on White Enamel	SR40HB	5.00



availinfra.com/rig-a-lite

8500 Hansen Road,
Houston, TX 77075
(713) 943-0340