

MHDS Series

Stainless steel marine heavy duty luminaire for hazardous locations

RIG-A-LITE™
An Avail Infrastructure Solutions Company



Classifications

- Class I, Division 2, Groups A, B, C & D
- Class II, Division 2, Groups F & G
- Class III
- UL 844 Hazardous Locations
- UL 1598A Marine Outside Type
- CSA C22.2 #137; C22.2 #213
- CUL
- 55° C Ambient Temperature
- IP66
- Build America, Buy America Act (BABA) Compliant
- Buy American Act (BAA) Compliant



availinfra.com/rig-a-lite

8500 Hansen Road,
Houston, TX 77075
(713) 943-0340

MHDS Series

Stainless steel marine heavy duty luminaire for hazardous locations

Key Features

- 1 Stainless steel mounting brackets
- 2 Captive stainless steel latches
- 3 Stainless steel housing
- 4 3/4 in. NPT aluminum hub
- 5 Heavy duty aluminum ballast tray
- 6 Heavy duty injection molded lens with reinforced corners



Additional Features

Housing:

- Corrosion resistant stainless steel housing
- Water tight gasket attached to the lens
- Captive SS latches
- Heavy duty aluminum ballast tray
- 3/4 in. NPT aluminum conduit hubs

Diffuser:

- High Impact DR acrylic diffuser-polycarbonate option available

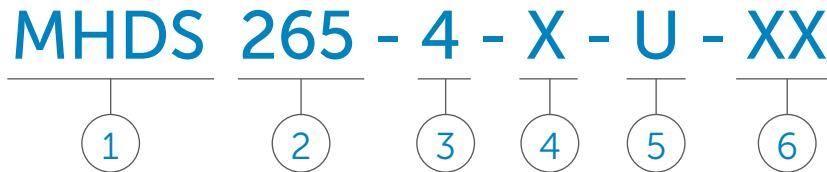
Mounting:

- Stainless steel mounting brackets standard

MHDS Series

Stainless steel marine heavy duty luminaire for hazardous locations

Catalog Number Logic



1

BASIC SERIES

MHDS Stainless Steel Fluorescent
 Class I, Division 2, Groups A, B, C and D
 Class II, Division 2 Groups F & G
 Class III
 UL 844 Hazardous Locations
 UL 1598A Marine Outside Type
 CSA C22.2 #137; C22.2 #213
 CUL
 55° C Ambient Temperature
 IP66

2

LAMP CURRENT/LAMP WATTAGE

800 = 800mA, 60 Watt
 430 = 430mA, 34 Watt (export only)
 425 = 425mA, 40 Watt (Slimline)
 265 = 265mA, 32 Watt T8
 T8HO = T8HO, 44 Watt
 T5 = T5, 28 Watt
 T5HO = T5HO, 54 Watt

3

NOMINAL FIXTURE LENGTH

4 = Four Foot

4

NUMBER OF LAMPS

2 = Two Lamp
 3 = Three Lamp (T8, T5 & T5HO Only)

5

VOLTAGE/FREQUENCY

U = 120 thru 277V 50/60 HZ
 N = 347 thru 480V 50/60 HZ
 H = 347V 60 HZ

6

OPTIONS¹

P = Polycarbonate Lens
 F = Single Fuse²
 FB = Fuse Block²
 TB = Terminal Block
 TW = Thru Wire Cable
 Installations Only
 PM = Pendant Mount
 EM = Emergency Battery Backup
 EM NON = Non-Hazardous Emergency
 316 = SS316L Housing

¹ Consult factory for pricing.

² Fuse option not available for marine listed fixtures.

Catalog logic is for explaining catalog number structure only. Not all combinations are possible; consult factory for catalog numbers not listed in charts.

Certification Guide

Model	Ambient Temperature (°C)	Class I, Div. 2, Groups A, B, C, & D	Class II, Div. 2, Groups F & G, Class III	Supply Wire Suitable Temp., °C
MHDS 265	40	T4	T3C	90
MHDS 265	55	T4A	-	90
MHDS T5, T5HO	40	T4	T3C	90
MHDS T5, T5HO	55	T3C	-	90
MHDS T8HO	40	T4	T3C	90
MHDS T8HO	55	T4A	-	90

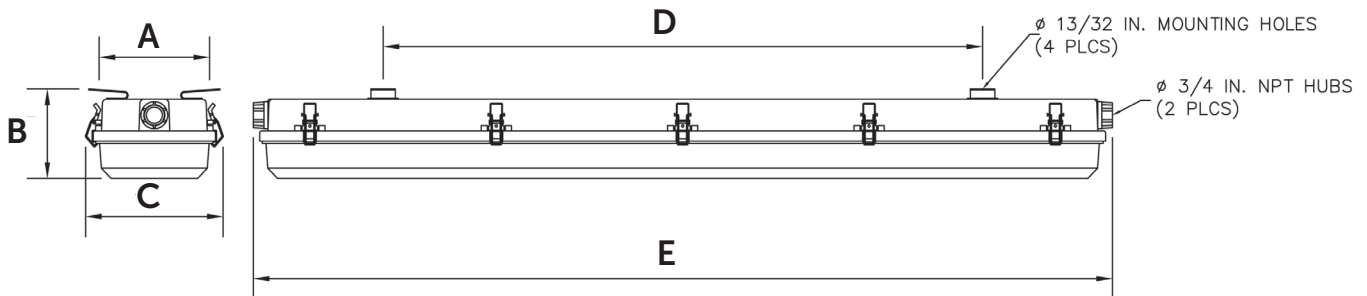
MHDS Series

Stainless steel marine heavy duty luminaire for hazardous locations

Fluorescent Series

	Description	Voltage	Catalog Number
Four Foot Fixture	32 Watt Instant Start F32T8 Medium Bi-Pin 265mA Lamps, 48"	120-277V 50/60 HZ	MHDS265-4-2-U
	44 Watt Rapid Start T8HO Medium Bi-Pin 265mA Lamps, 48"	120-277V 50/60 HZ	MHDST8HO-4-2-U
	28 Watt, Rapid Start T5 Miniature Bi-Pin Lamps, 48"	120-277V 50/60 HZ	MHDST5-4-2-U
	54 Watt, Rapid Start T5HO Miniature Bi-Pin Lamps, 48"	120-277 V 50/60 HZ	MHDST5HO-4-2-U

Fixture Dimension (inches)



Nominal Fixture Length	A	B	C	D	E	Boxed Weight	Shipping Volume (Boxed Fixture)
Four Foot Fixture	6.88	5.00	7.88	36.63	53.13	30.7 lbs.	2.0 cu. ft.

Accessories

Fixed Mounting Kit

Stainless Steel Fixed 45°

Catalog Number:
53070

Shipping Weight:
2 lbs.



MHDS Series

Stainless steel marine heavy duty luminaire for hazardous locations

MHDS265-4-2

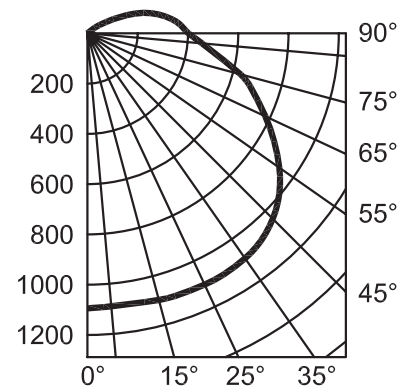
Coefficients of Utilization

% Effective Ceiling Cavity Reflectance rcc	80			50			10		
	50	30	10	50	30	10	50	30	10
% Wall Reflectance rw									
Room Cavity Ratio RCR	Effective Floor Cavity Reflectance 20%								
0	.93	.93	.93	.84	.84	.84	.74	.74	.74
1	.76	.71	.66	.68	.64	.61	.59	.57	.54
2	.64	.57	.51	.57	.52	.47	.49	.46	.43
3	.55	.47	.41	.49	.43	.38	.42	.38	.34
4	.48	.39	.33	.43	.36	.31	.37	.32	.28
5	.42	.34	.28	.38	.31	.26	.33	.28	.24
6	.37	.29	.23	.34	.27	.22	.29	.24	.20
7	.33	.26	.20	.30	.24	.19	.26	.21	.18
8	.30	.23	.17	.27	.21	.17	.24	.19	.15
9	.27	.20	.15	.25	.19	.15	.22	.17	.13
10	.25	.18	.14	.23	.17	.13	.20	.15	.12

Candlepower Distribution

Deg.	Parl.	22.5	45	67.5	Norm
0	1094	1094	1094	1094	1094
5	1094	1092	1092	1088	1090
15	1057	1063	1077	1090	1098
25	978	1003	1040	1085	1103
35	867	912	991	1066	1093
45	718	789	906	1010	1043
55	531	632	780	899	932
65	316	440	610	747	781
75	140	268	463	598	631
85	38	147	314	432	458
90	16	102	261	365	402
95	16	78	230	331	373
105	10	41	159	249	292
115	4	16	70	134	172
125	0	2	20	37	57
135	0	0	7	14	16
145	0	0	0	5	8
155	0	0	0	0	1
165	0	0	0	0	0

Photometric Data



MHDS265-4-3

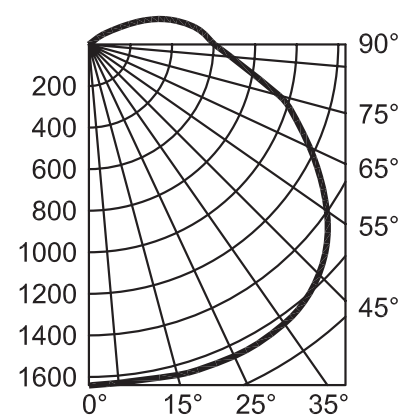
Coefficients of Utilization

% Effective Ceiling Cavity Reflectance rcc	80			50			10		
	50	30	10	50	30	10	50	30	10
% Wall Reflectance rw									
Room Cavity Ratio RCR	Effective Floor Cavity Reflectance 20%								
0	.93	.93	.93	.84	.84	.84	.74	.74	.74
1	.76	.71	.66	.68	.64	.61	.59	.57	.54
2	.64	.57	.51	.57	.52	.47	.49	.46	.43
3	.55	.47	.41	.49	.43	.38	.42	.38	.34
4	.48	.39	.33	.43	.36	.31	.37	.32	.28
5	.42	.34	.28	.38	.31	.26	.33	.28	.24
6	.37	.29	.23	.34	.27	.22	.29	.24	.20
7	.33	.26	.20	.30	.24	.19	.26	.21	.18
8	.30	.23	.17	.27	.21	.17	.24	.19	.15
9	.27	.20	.15	.25	.19	.15	.22	.17	.13
10	.25	.18	.14	.23	.17	.13	.20	.15	.12

Candlepower Distribution

Deg.	Parl.	22.5	45	67.5	Norm
0	1641	1641	1641	1641	1641
5	1641	1638	1638	1632	1635
15	1585	1594	1616	1635	1647
25	1466	1504	1560	1627	1655
35	1301	1368	1487	1599	1640
45	1076	1184	1359	1515	1565
55	797	948	1170	1348	1398
65	474	660	916	1120	1172
75	211	402	694	987	947
85	58	220	471	647	686
90	23	153	392	548	604
95	23	117	345	496	560
105	16	61	239	373	438
115	6	23	105	201	257
125	0	3	30	56	86
135	0	0	11	20	23
145	0	0	3	8	12
155	0	0	0	0	2
165	0	0	0	0	0

Photometric Data



An Avail Infrastructure Solutions Company

availinfra.com/rig-a-lite

8500 Hansen Road,
Houston, TX 77075
(713) 943-0340