


LFL Floodlight/High-Bay

LED floodlight/high-bay
for harsh environments

RIG-A-LITE™
An Avail Infrastructure Solutions Company



Classifications

- UL 1598A Marine Outside Type
- UL 1598 Wet Locations
- UL 8750 LED Safety
- 65°C Ambient Temperature
- CSA C22.2 No. 250.0-08
- ABS Type Approved
- CE
- NEMA 4X
- IP66
- Tested to LM79, LM80 Standards
- Build America, Buy America Act (BABA) Compliant
- Buy American Act (BAA) Compliant



availinfra.com/rig-a-lite


8500 Hansen Road,
Houston, TX 77075
(713) 943-0340

LFL Floodlight/High-Bay

LED floodlight/high-bay for harsh environments

Key Features

- 1 High-performance precision optics system
- 2 Driver access plate features stainless steel safety retention chain and captive hardware
- 3 Field replaceable LED circuit boards and drivers with quick disconnects
- 4 Approved for high-ambient applications, up to 65° C
- 5 Two (2) permanent safety cable retention points



Additional Features

- Versatile trunnion-mount, with 180° range of motion
- Dual hub entries, feed-through capable
- Optional polycarbonate lens
- Terminal block
- Standard 10kV surge protection
- 5-year warranty

Standard Materials

Body:
A360 aluminum (less than .4% copper content)
with baked-on gray epoxy finish

Gaskets:
Silicone

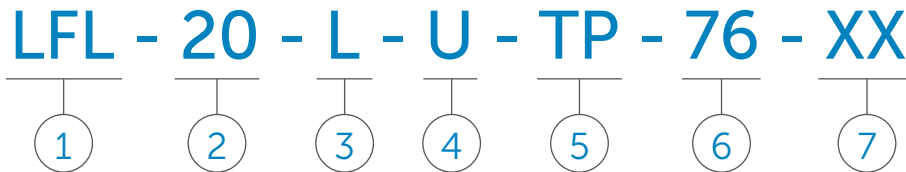
Lens:
Tempered Glass

Hardware:
Stainless Steel

LFL Floodlight/High-Bay

LED floodlight/high-bay for harsh environments

Catalog Number Logic



1

BASIC LUMINAIRE

LFL LED = Wet Locations Flood Light
CELFL = CE LED

2

LUMENS/WATTS

07 = 8,059 Lumens / 64 Watts
09 = 10,476 Lumens / 76 Watts
12 = 12,919 Lumens / 98 Watts
13 = 14,121 Lumens / 119 Watts
15 = 15,359 Lumens / 132 Watts
17 = 16,420 Lumens / 127 Watts
20 = 20,239 Lumens / 164 Watts
23 = 23,684 Lumens / 173 Watts
27 = 25,940 Lumens / 194 Watts

3

LAMP TYPE

L = LED (5000K CCT)

4

VOLTAGE/FREQUENCY

U = 120 - 277V 50/60 HZ, 127 - 250 VDC
N = 347/480V 60 HZ
12 = 120V 60 HZ¹
22 = 220V 50 HZ¹
24 = 240V 60 HZ¹
27 = 277V 60 HZ¹
34 = 347V 60 HZ¹
48 = 480V 60 HZ¹

5

MOUNTING

TP = Universal Mount (Trunnion/Pendant)

6

BEAM DISTRIBUTION

76 = 7H x 6V

7

OPTIONS

SC = Safety Cable (Eye Bolt Included)
EB = Eye Bolt
FB1 = Single Fuse Block¹
FB2 = Double Fuse Block¹
PC = Polycarbonate Lens
(Not for EXLHFL Models)
40 = 4000K CCT

¹ When selected, one fuse block is provided for 120V or 277V, two fuse blocks are provided for 208V - 240V or 480V. Fuse options not available with 347V, fixtures listed for use in Canada, marine listed fixtures.

Catalog logic is for explaining catalog number structure only. Not all combinations are possible; consult factory for catalog numbers not listed in charts.

LFL Floodlight/High-Bay

LED floodlight/high-bay for harsh environments

Certification Guide

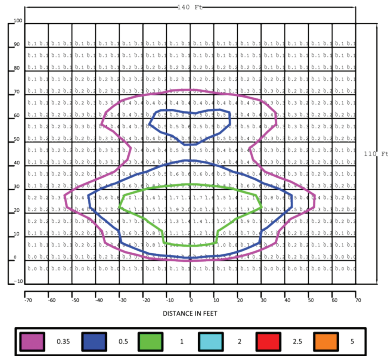
Model	Mount	Wattage	Operating Voltage	Total Lumens	Lumens per Watt	CRI	CCT	Ambient Temperature*	Supply Wire Suitable Temp., °C	Shipping Weight (lbs.)
LFL07LU	Universal	64W	120 - 277V 50/60Hz 127-250 VDC	8,059	126.09	71	4825	-40°C < Tamb < 65°C	90°C	38
LFL07LN	Universal	67W	347/480V 60 Hz	8,059	120.28	71	4825	-40°C < Tamb < 65°C	90°C	40
LFL09LU	Universal	76W	120 - 277V 50/60Hz 127-250 VDC	10,476	137.41	71	4799	-40°C < Tamb < 65°C	90°C	39
LFL09LN	Universal	81W	347/480V 60 Hz	10,476	129.33	71	4799	-40°C < Tamb < 65°C	90°C	42
LFL12LU	Universal	98W	120 - 277V 50/60Hz 127-250 VDC	12,919	131.25	71.1	4824	-40°C < Tamb < 65°C	90°C	39
LFL12LN	Universal	103W	347/480V 60 Hz	12,919	125.43	71.1	4824	-40°C < Tamb < 65°C	90°C	42
LFL13LU	Universal	119W	120 - 277V 50/60Hz 127-250 VDC	14,121	119.10	71	4994	-40°C < Tamb < 65°C	90°C	39
LFL13LN	Universal	125W	347/480V 60 Hz	14,121	112.97	71	4994	-40°C < Tamb < 65°C	90°C	42
LFL15LU	Universal	132W	120 - 277V 50/60Hz 127-250 VDC	15,359	115.97	72.1	4961	-40°C < Tamb < 65°C	90°C	39
LFL15LN	Universal	144W	347/480V 60 Hz	15,359	106.66	72.1	4961	-40°C < Tamb < 65°C	90°C	42
LFL17LU	Universal	127W	120 - 277V 50/60Hz 127-250 VDC	16,420	129.00	74.5	5006	-40°C < Tamb < 65°C	90°C	39
LFL17LN	Universal	137W	347/480V 60 Hz	16,420	119.85	74.5	5006	-40°C < Tamb < 65°C	90°C	42
LFL20LU	Universal	164W	120 - 277V 50/60Hz 127-250 VDC	20,239	123.70	71.5	5046	-40°C < Tamb < 65°C	90°C	42
LFL20LN	Universal	175W	347/480V 60 Hz	20,239	115.65	71.5	5046	-40°C < Tamb < 65°C	90°C	47
LFL23LU	Universal	173W	120 - 277V 50/60Hz 127-250 VDC	23,684	137.30	74	4898	-40°C < Tamb < 65°C	90°C	42
LFL23LN	Universal	179W	347/480V 60 Hz	23,684	133.06	74	4898	-40°C < Tamb < 65°C	90°C	47
LFL27LU	Universal	194W	120 - 277V 50/60Hz 127-250 VDC	25,940	133.60	74.7	4980	-40°C < Tamb < 65°C	90°C	42
LHFL27LN	Universal	203W	347/480V 60 Hz	25,940	127.78	74.7	4980	-40°C < Tamb < 65°C	90°C	47

LFL Floodlight/High-Bay

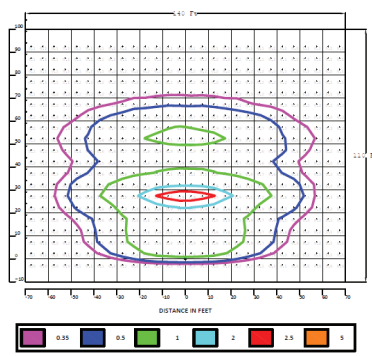
LED floodlight/high-bay for harsh environments

Photometric Data

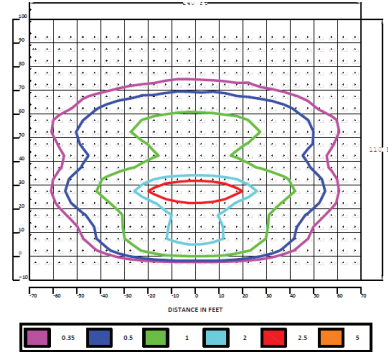
LFL07LUT76 @ 40 Ft High; Tilt Angle = 45°
(ISOFOOTCANDLES)



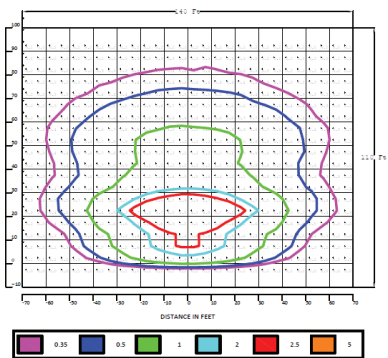
LFL09LUT76 @ 40 Ft High; Tilt Angle = 45°
(ISOFOOTCANDLES)



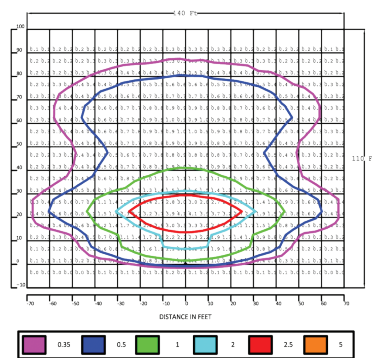
LFL12LUT76 @ 40 Ft High; Tilt Angle = 45°
(ISOFOOTCANDLES)



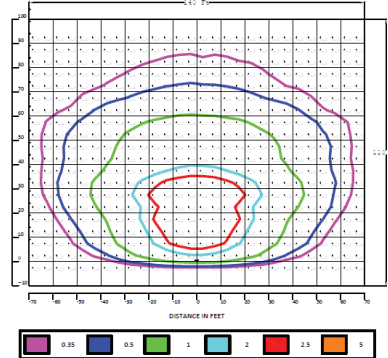
LFL13LUT76 @ 40 Ft High; Tilt Angle = 45°
(ISOFOOTCANDLES)



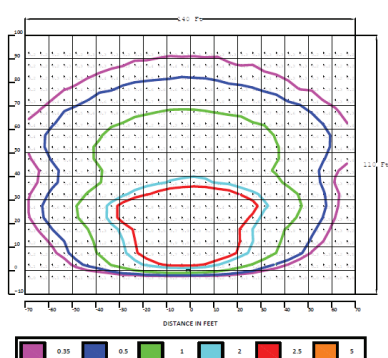
LFL15LUT76 @ 40 Ft High; Tilt Angle = 45°
(ISOFOOTCANDLES)



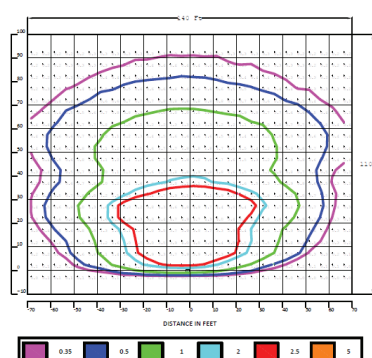
LFL17LUT76 @ 40 Ft High; Tilt Angle = 45°
(ISOFOOTCANDLES)



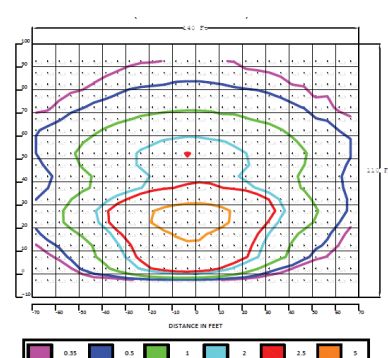
LFL20LUT76 @ 40 Ft High; Tilt Angle = 45°
(ISOFOOTCANDLES)



LFL23LUT76 @ 40 Ft High; Tilt Angle = 45°
(ISOFOOTCANDLES)



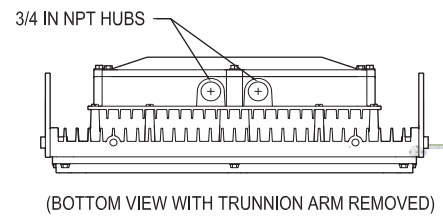
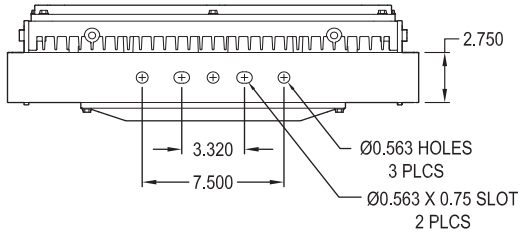
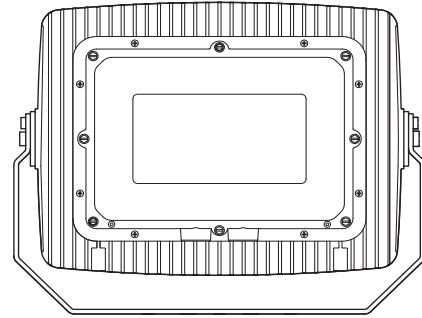
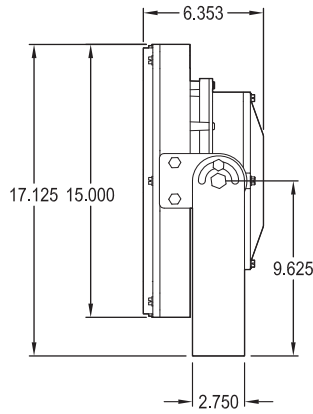
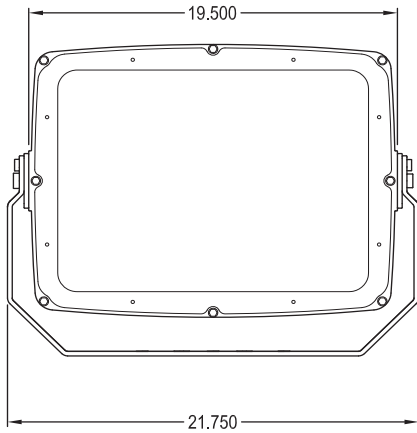
LFL27LUT76 @ 40 Ft High; Tilt Angle = 45°
(ISOFOOTCANDLES)



LFL Floodlight/High-Bay

LED floodlight/high-bay for harsh environments

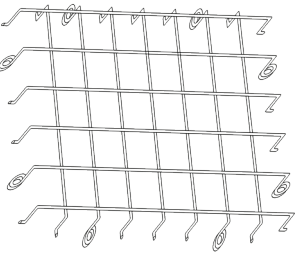
Fixture Dimensions (inches)




LFL Floodlight/High-Bay

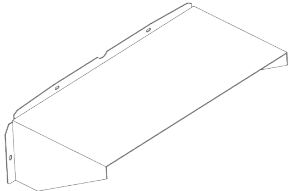
LED floodlight/high-bay for harsh environments


Accessories

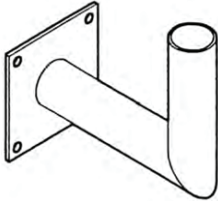
Guard	Catalog Number
	86009

Pole Top Mounting Kit*	Catalog Number	Shipping Weight (lbs.)
	RSF5	5.0

* Fits 2" - 2 1/2" pole top tenon, pipe size 2 3/8" - 2 7/8" O.D.
Adapts to horizontal or vertical mounting yokes. Stainless Steel mounting hardware included.

Visor	Catalog Number
	86036P

Safety Cable	Catalog Number	Shipping Weight (lbs.)
	10128R	1.0

Wall Mount Bracket	Catalog Number	Shipping Weight (lbs.)
	26379A	3.5



An Avail Infrastructure Solutions Company

availinfra.com/rig-a-lite

8500 Hansen Road,
Houston, TX 77075
(713) 943-0340